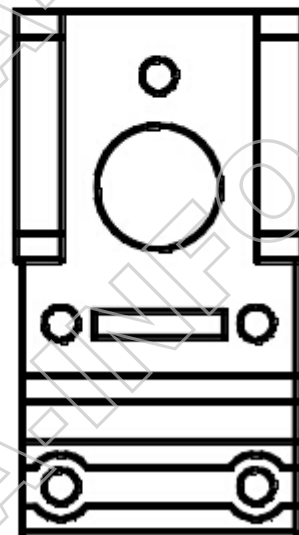
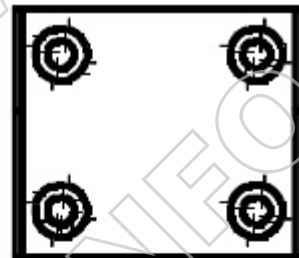
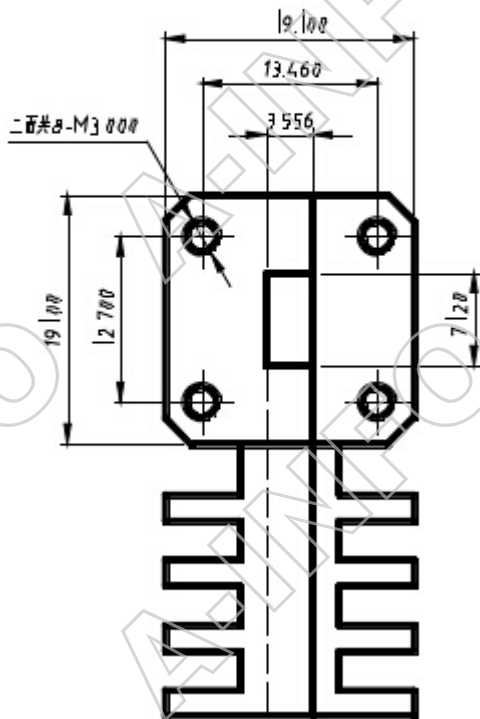


Technical Specification



| | |
|--------------------|-----------|
| Freq. Range(GHz) | 27.0-33.0 |
| Input VSWR | 1.3 Max. |
| Output VSWR | 1.4 Max. |
| Insertion Loss(dB) | 0.6 Max. |
| Isolation(dB) | 18 Min. |
| Forward Power | 1W |
| Reverse Power | 1W |
| Waveguide | WR28 |
| Flange | FBP320 |
| Material | Al |

Outline Drawing (Size: mm)



Test Results

| | | | | | |
|-----|-----|-----|--------------------|---------------|--------------------|
| CH1 | S11 | SWR | 300 m / REF 1 | 5: 1.2554 | 27.630 000 000 GHz |
| CH2 | S21 | LOG | .6 dB/ REF 0 dB | 5: -.35800 dB | 27.750 000 000 GHz |
| CH3 | S12 | LOG | 1.0 dB/ REF -18 dB | 5: -18.534 dB | 29.070 000 000 GHz |
| CH4 | S22 | SWR | 400 m / REF 1 | 5: 1.3471 | 27.000 000 000 GHz |

